


## Description

Thank you for purchasing a graphics card back plate manufactured by Aqua Computer. The back plate for kryographics Hawaii R9 290X/290 has been specifically designed for graphics cards according to reference design of the chip manufacturer. The back plate stabilizes the graphics card mechanically and ensures optimum heat dissipation for the VRM area of the graphics card. Please note that this back plate has been specifically designed for use with a water block of the kryographics series!

## Installation


### Step 1:

Place the graphics card with installed water block onto a flat surface with the back side of the graphics card facing upwards. Remove the screws indicated with red circles in the figure.



### Step 2:


Place the back plate onto a flat surface as well with the engraving of the plate facing downwards. Place one black plastic spacer supplied with the back plate into each of the 5 recesses of the back plate. Place pieces of the thermally conductive pads supplied with the back plate onto the areas framed red in the figure.



### Step 3:

Place the back plate onto the graphics card making sure it is correctly aligned. Fasten the back plate to the graphics card using screws supplied with the back plate (five screws M3 x 10 mm, marked red in the figure, and one screw M3 x 8 mm, marked green in the figure).

Turn the graphics card (with water block and back plate) upside down and install three screws M3 x 6 mm (positions marked violet in the figure).



### Step 4:

Carefully check that the back plate as well as the water block has level contact to all relevant components of the graphics card. Do not power on the graphics card or the PC if either back plate or water block does not perfectly fit the graphics card! In this case, disassemble and repeat the mounting procedure. All screws must not be overly tightened! Attend to the instructions supplied with the water block as well!

### ATTENTION:

**Disregarding the instructions may lead to severe damages! Aqua Computer GmbH & Co. KG cannot be held liable for damages or injuries resulting from improper installation or use of the product!**

Thank you again for choosing an aqua computer product.